




*Union Special*


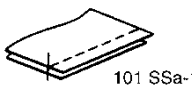
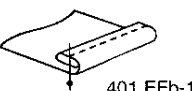
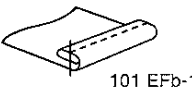


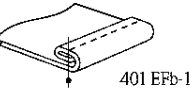
80200 Antaeus

**HEAVY DUTY SEAMING AND HEMMING MACHINES  
FOR PRODUCING BAGS AND CONTAINER BAGS (FIBCs)  
MADE OF JUTE, BURLAP AND WOVEN POLYPROPYLENE**



**80200AA      80200AB      80200AC      80200AD**  
**80200Z2715    80200Z2715A    80200Z3214**  
**with**  
**Sewing Table UN380G130**

- **STURDY**
- **EFFICIENT**
- **RELIABLE**

| Machine Style   | Description  | Application   | Seam Specification  | Stitch Range<br>Standard Setting    | Sewing Capacity             |
|---|--|---|---|-------------------------------------|-----------------------------|
| <b>80200AA</b><br>Needle: 1<br>Threads: 2                       | Single needle double locked stitch machine, plain feed.<br><br>Max. Speed: 2000 RPM<br>(depending on sewing operation)   | For seaming heavy weight jute or burlap bags.   | <br>401 SSa-1                   | 7-13 mm<br>(2-4 S.P.I.)<br>10 mm    | Up to 17 mm<br>(43/64 inch) |
| <b>80200AB</b><br>Needle: 1<br>Thread: 1                        | Single needle single thread chain stitch machine, plain feed.<br><br>Max. Speed: 2000 RPM<br>(depending on sewing operation)   | For seaming heavy weight jute or burlap bags.   | <br>101 SSa-1                   | 7-13 mm<br>(2-4 S.P.I.)<br>10 mm    | Up to 17 mm<br>(43/64 inch) |
| <b>80200AC</b><br>Needle: 1<br>Threads: 2                       | Single needle double locked stitch machine, plain feed.<br>Adjustable hemmer<br>10-15 mm hem width<br>(25/64-19/32 inch).<br><br>Max. Speed: 2000 RPM<br>(depending on sewing operation)   | For hemming openings of heavy weight jute, burlap or woven polypropylene bags.                    | <br>401 EFb-1                   | 7-13 mm<br>(2-4 S.P.I.)<br>10 mm    | Up to 17 mm<br>(43/64 inch) |
| <b>80200AD</b><br>Needle: 1<br>Thread: 1                        | Single needle single thread chain stitch machine, plain feed.<br>Standard fixed hemmer for 10 mm hem width.<br>Also available in 6, 7, 8, 9, 12, 14, 15 and 18 mm hem width.<br><br>Max. Speed: 2000 RPM<br>(depending on sewing operation)  | For hemming openings of heavy weight jute, burlap or woven polypropylene bags.                    | <br>101 EFb-1                  | 7-13 mm<br>(2-4 S.P.I.)<br>10 mm    | Up to 17 mm<br>(43/64 inch) |
| <b>80200 Z2715</b><br>Needles: 2<br>staggered<br><br>Threads: 4 | Two independent rows double locked stitch machine, plain feed with compensating presser foot (A8368 right, A8380 left).<br>Produces two parallel seams: needle distance 7.2 mm (18 gauge).<br>Adjustable hemmer No. A9795 for 10-25 mm seam width upon request and at extra charge.<br><br>Max. Speed: 1800 RPM<br>(depending on sewing operation) | For seaming heavy weight bags and container bags (FIBCs) made of jute or woven polypropylene.     | <br>(401.401) SSa-2           | 7-13 mm<br>(2-4 S.P.I.)<br>10 mm    | Up to 17 mm<br>(43/64 inch) |
| <b>80200 Z2715A</b><br>Needles: 2<br>staggered<br>Threads: 4    | Same as 80200Z2715 but with solid presser foot A8369B.   | For sewing geotextiles.   | <br>(401.401) SSa-2           | 7-13 mm<br>(2-4 S.P.I.)<br>10 mm    | Up to 17 mm<br>(43/64 inch) |
| <b>80200 Z3214</b><br>Needle: 1<br>Threads: 2                   | Single needle double locked stitch machine, plain feed.<br>Adjustable hemmer for 10-25 mm hem width included.<br><br>Max. Speed 1800 RPM<br>(depending on sewing operation)  | For seaming and hemming heavy weight bags and container bags (FIBCs) made of woven polypropylene. | <br>401 EFb-1<br>or 401 SSp-1 | 5-11 mm<br>(2 1/2-5 S.P.I.)<br>7 mm | Up to 17 mm<br>(43/64 inch) |